
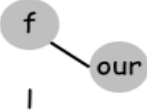



## Phonics lesson plans – oar and our

| DAY | We Are Learning To (WALT):                            | MODEL / INTRODUCTION  | INDEPENDENT WORK   | PLENARY   |
|-----|---|---|--|---|
|     | <p>Recognise, read and spell oar and our in words</p> | <p>Go through flashcards for today's high frequency words<br/>           Revise the graphemes (letter strings) that we have covered previously – show children clue cards with each grapheme on the front and a clue word on the back. Have them say the clue word, then the sound that the grapheme represents e.g. bat, (b)<br/>           Read children a story which contains today's grapheme – the story of The Tourists and the Boar (<i>without letting them see the story</i>)<br/>           Read children the story again, this time telling them to listen for which phoneme (sound) they hear most often in the story<br/>           Ask children to think, pair, share some of the words that contain today's phoneme that they heard in the story<br/>           Ask children where the sound comes in the words i.e. at the beginning of the word, in the middle of the word or at the end of the word, or in more than one position<br/>           Show children the story on the IWB<br/>           Read the story again, asking the children to spot which letters are used to represent the sound in the story<br/>           Ask children to tell their partner which letters are used to represent the sound<br/>           Have children repeat this phrase – 'O A R represents (or) and O U R can represent (or)'<br/>           Repeat this phrase several times in different 'voices' e.g. loudly, quietly, quickly, slowly etc</p> | <p>Lower ability – circle the correct word (from a choice of 3 words) under a picture</p> <p>Middle ability – join the correct letters together to make the word to go with a picture e.g.</p> <div style="text-align: center;">  </div> <div style="text-align: center;">  </div> <p>Higher ability – unscramble the letters to make the correct word to go with a picture e.g.</p> <div style="text-align: center;">  </div> <div style="text-align: center;"> <p>oar b</p> <p><u>b</u> <u>o</u> <u>a</u> <u>r</u></p> </div> <p>Extension – complete a Wordsearch with words with today's graphemes</p> | <p>Revise the phrase for today: 'O A R represents (or) and O U R can represent (or)'</p> <p>Ask children to think, pair, share as many of the words from today's lesson as they can</p> <p>Complete the additional IWB activities e.g. match the word and image and / or guess the missing word</p> |