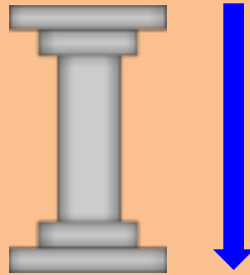


Column subtraction

Yesterday we learnt to subtract vertically in columns



Can you remember the main things to remember?

Column subtraction

Start on the **right**-hand side

Put only 1 number in a square

Write the -

Put units under units and tens under tens

$48 - 25$

1)		4	8
	-	2	5
<hr/>			
		2	3



$284 - 52$

2)		2	8	4
	-		5	2
<hr/>				
		2	3	2




Column subtraction - borrowing

$$52 - 25$$

		4	
		5 ¹	2
	-	2	5
		<hr/>	<hr/>
		2	7

T



U




Column subtraction - borrowing

$$61 - 18$$

		5	
		6 ¹	1
	-	1	8
		<hr/>	
		4	3

T

U




Column subtraction - borrowing

$$45 - 36$$

		3	
		4 ¹	5
	-	3	6
			9

T



U



Column subtraction

$$12 - 5$$

Column subtraction

$$13 - 7$$

Column subtraction

$$51 - 8$$

Column subtraction

$$176 - 9$$

Column subtraction

$$354 - 25$$

Column subtraction

$$623 - 14$$

Column subtraction

$$932 - 175$$

Column subtraction

$$4.2 - 2.4$$

Column subtraction

Start on the **right**-hand side

Put only 1 number in a square

Write the -

Put units under units and tens under tens

Write the 1 that you take and the new number

$$42 - 25$$

		3		
1)		4 ¹	2	
	-	2	5	
		1	8	



$$282 - 57$$

			7	
2)		2	8 ¹	2
	-		5	7
		2	2	5

